


- Features
- 1.6 gpf Gravity
 - ComfortFit Tall Elongated Front Bowl
 - 12" (305 mm) rough-in
 - Color Matched Trip Lever
 - 2" Fully Glazed Trapway
 - Sanitary Bar on Bowls
 - Limited Lifetime Warranty

Model

7008 Combination: 

4868

Abingdon Tall Elongated front bowl

4440

Abingdon 12" Rough-In tank

Shipping weight: 88 lbs (40 kg)




TOILET EXPRESS™

- Toilet Express Includes:
- Seat
 - Wax Ring
 - Tank Bolts
 - Floor Bolts
 - Installation Instructions

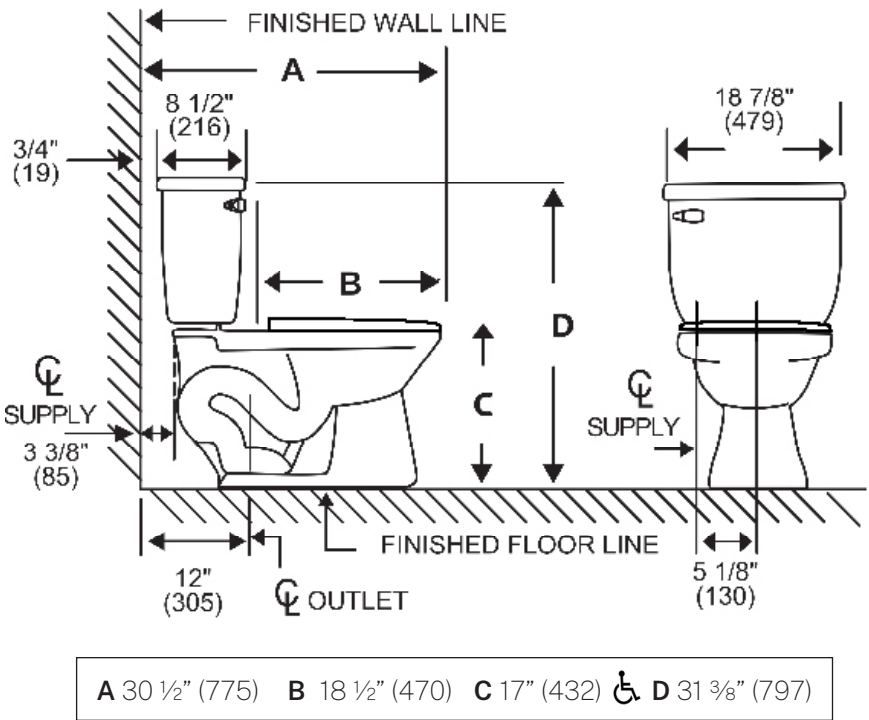
- Colors
- ☐ White (130)

Codes & Standards

Meets or exceeds the following:

- ASME A112.19.2
- CSA B45.1
- ICC A117.1-2017
- IAPMO/cUPC 

Specifications



Material	Ceramic
Rough-In	12" (305mm)
Water Usage	1.6 gpf
Water Pressure Range	20/50/80 PSI
Flush System	2" Single Flush
Water Surface Area	≥ 125 * 100 mm

Trap Seal	≥ 51 mm
Trap Diameter	≥ 1 7/8"
Shipping Weight	88 lbs (40 kg)
Warranty	Ceramic: Lifetime Tank fittings: 1 year

Dimensions may vary (+) or (-) 1/4". Dimensions shown in parentheses are in millimeters: 25.4 mm = 1 inch. Note: Fixture dimensions are nominal and conform with dimension and performance requirements of ASME A112.19.2-2008/CSA B45.1-08 standards. PSI rating: 20 minimum to 80 maximum per ASME A112.19.2-2008/CSA B45.1-08 standards. Dimensions subject to change or cancellation without notice. Briggs is not responsible for the use of superceded or voided specification information.