

# Conserved MAX™

Two-piece Tall Elongated ADA Toilet 4219



### Features

- 1.6 gpf or 1.1 gpf Dual Flush options
- 12" (305 mm) rough in
- Fluidmaster® fill valve
- 3" Flush valve
- Top-mount chrome push button
- High performance jetted bowl
- 2" Fully glazed trapway
- Toilet Seat sold separately
- Tank Made in USA
- Limited Lifetime Warranty



### Models

4219 Combination: 

4388 Conserved MAX ADA front bowl  
Shipping weight: 53 lbs (24 kg)



4485 Conserved MAX 12" Rough-In tank  
Shipping weight: 35 lbs (16 kg)

### Colors

☐ White (130)

### Codes & Standards

Meets or exceeds the following:

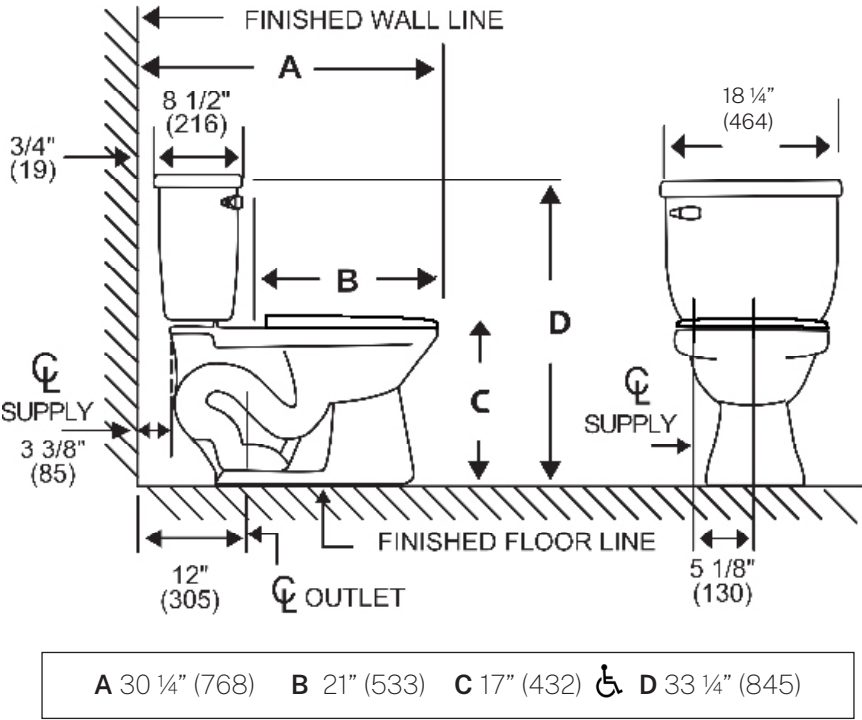
- ASME A112.19.2
- CSA B45.1
- ICC A117.1-2017
- IAPMO/cUPC 
-  WaterSense  
Meets EPA Criteria

# Conserved MAX™

Two-piece Tall Elongated ADA Toilet 4219



### Specifications



Material	Ceramic
Rough-In	12" (305mm)
Water Usage	1.6 or 1.1 gpf
Water Pressure Range	20/50/80 PSI
Flush System	2" Dual Flush
Water Surface Area	≥ 125 * 100 mm
Trap Diameter	≥ 1 7/8"

Trap Seal	≥ 51 mm
Shipping Weight	Tank: 16 kg/ PCS Bowl: RF: 18 kg/ PCS EL: 20 kg/ PCS ADA: 24 kg/ PCS
Warranty	Ceramic: Lifetime Tank fittings: 1 year

Dimensions may vary (+) or (-) 1/4". Dimensions shown in parentheses are in millimeters: 25.4 mm = 1 inch. Note: Fixture dimensions are nominal and conform with dimension and performance requirements of ASME A112.19.2-2008/CSA B45.1-08 standards. PSI rating: 20 minimum to 80 maximum per ASME A112.19.2-2008/CSA B45.1-08 standards. Dimensions subject to change or cancellation without notice. Briggs is not responsible for the use of superceded or voided specification information.